



ASIA SPECIALIST  
CHINA FOCUS  
GLOBAL NETWORK

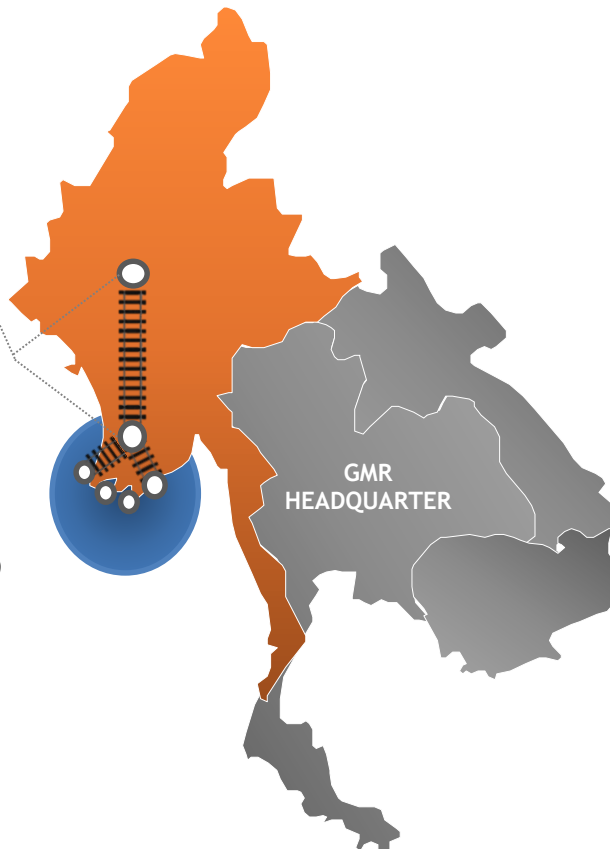
## YANGON / MANDALAY

### TRANSPORTATION




- RAILWAY INLAND CONTAINER DEPOT SERVING YANGON RIVER PORT
- CONNECT YANGON TO MANDALAY BY 610 KM OF RAILWAY AND MOVING CARGOES DOOR TO DOOR BY MULTI-MODAL TRANSPORT
- OFFERING TOTAL DOOR TO DOOR MULTI-MODAL ROAD AND RAIL SOLUTIONS TO GMR AND BEYOND

### DRY PORTS

- MANDALAY
- YANGON



## LEAD TIME

	
2 HRS*	24 HRS*
<p><b>YANGON</b> Ywar Thar Gyi Rail Station</p>  <p><b>YANGON RIVER PORT</b></p>	<p><b>MANDALAY</b> Myit Nge Rail Station</p>  <p><b>YANGON</b> Ywar Thar Gyi Rail Station</p>

\*Excluded loading and unloading time

# DRY PORT TRANSPORTATION

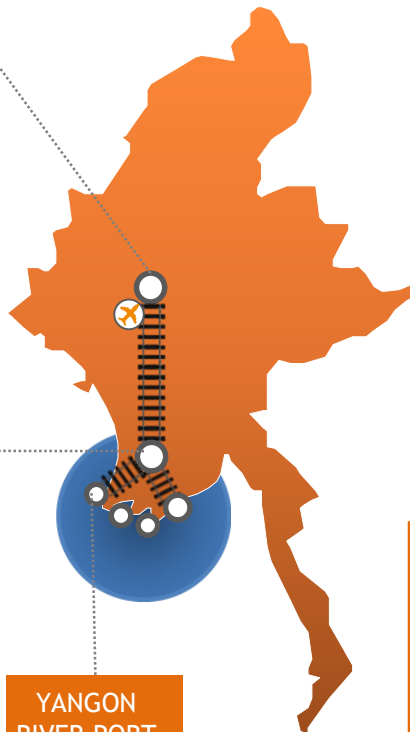
## MANDALAY

MYIT NGE



## YANGON

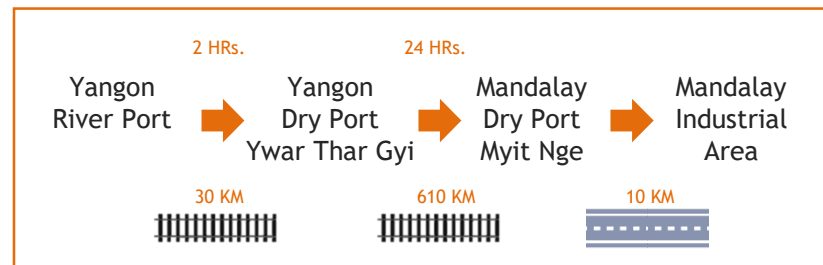
YWAR THAR GYI

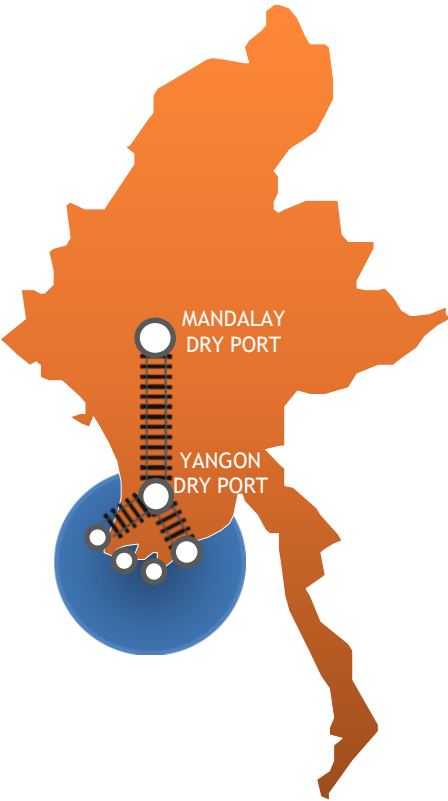


YANGON  
RIVER PORT

## TRANSPORTATION

- **DIRECTLY CONNECT** FROM RIVER PORT TO MANDALAY
- SERVICE : **PORT TO DOOR/DOOR TO PORT/ PORT TO PORT**
- MANDALAY DRY PORT TO MANDALAY INDUSTRIAL AREA (10 KM)
- YANGON RIVER PORT TO MANDALAY DRY PORT (640 KM)
- NO TRAFFIC CONGESTION
- WEEKLY SERVICE 27 WAGONS / TRIP
- MAXIMUM 32 TONS / WAGON ( INCLUDED TARE WEIGHT)





## CONTAINER YARD

- A PLACE WHERE SEAL CONTAINERS ARE STORED BEFORE LOADED ON THE TRAIN OR OFFLOADED FROM THE TRAIN
- IMPORT-EXPORT DUTY EXEMPTION FOR TRANSSHIPMENT
- IMPORT: SEPARATE CONTAINERS BASE ON GROUP OF CONSIGNEES
- EXPORT: SEPARATE CONTAINERS BASE ON TYPE, SIZE, AND WEIGHT
- ELECTRIC PLUG FOR REEFER

## CONTAINER FREIGHT STATION (CFS)

- IN-HOUSE CUSTOM INSPECTION
- STUFFING AND UN-STUFFING OF LCL CARGO
- RECEIVING AND DISPATCHING CARGOS TO CFS WAREHOUSE
- PROVIDE PLACE FOR FUMIGATING PROCESS
- WAREHOUSING FOR SHORT-TERM (30 DAYS)

## EMPTY DEPOT

- CONTAINER INSPECTION
- CONTAINER CLEANING
- REPAIR AND MAINTENANCE
- STORED EMPTY CONTAINER



## GENERAL WAREHOUSE

- CARGO CAN BE STORED AFTER DECLARING DUTY AND TAXES
- RECEIVING AND DISPATCHING CARGOS TO WAREHOUSE
- UNLIMITED STORAGE LIFE
- VALUE ADDED SERVICES : PICKING, SORTING, PACKING, AND ETC.
- INTAKE, OUTTAKE, AND TRANSFERRED ACTIVITIES CAN BE DONE WITHOUT THE INTERVENTION OF CUSTOMS AUTHORITIES



## BONDED WAREHOUSE

- CARGO CAN BE STORED WITHOUT DECLARING DUTY AND TAXES
- RECEIVING AND DISPATCHING CARGOS TO WAREHOUSE
- IMPORT-EXPORT DUTY EXEMPTION FOR RE-EXPORT CARGO
- PARTIAL IMPORT DUTY PAID FOR DOMESTIC CONSUMPTION
- OWNERSHIP TRANSFERRING AND IMPORT DUTY PAID BY TRANSFERRED PARTY
- IMPORT DUTY EXEMPTION IF TRANSFERRED TO SEZ / FTZ
- LONG-TERM STORAGE UP TO 1-3 YEARS
- VALUE ADDED SERVICES: PICKING, SORTING, PACKING, AND ETC.
- IN-HOUSE CUSTOMS INSPECTION



# MANDALAY DRY PORT LOCATION

## Mandalay Industrial Zones & Factory

- Myo Thar Zone (32 Miles)
- E.A Commercial (1.7 Miles)
- UPG Factory (1.96 Mile)

## Truck & Warehouse Compound

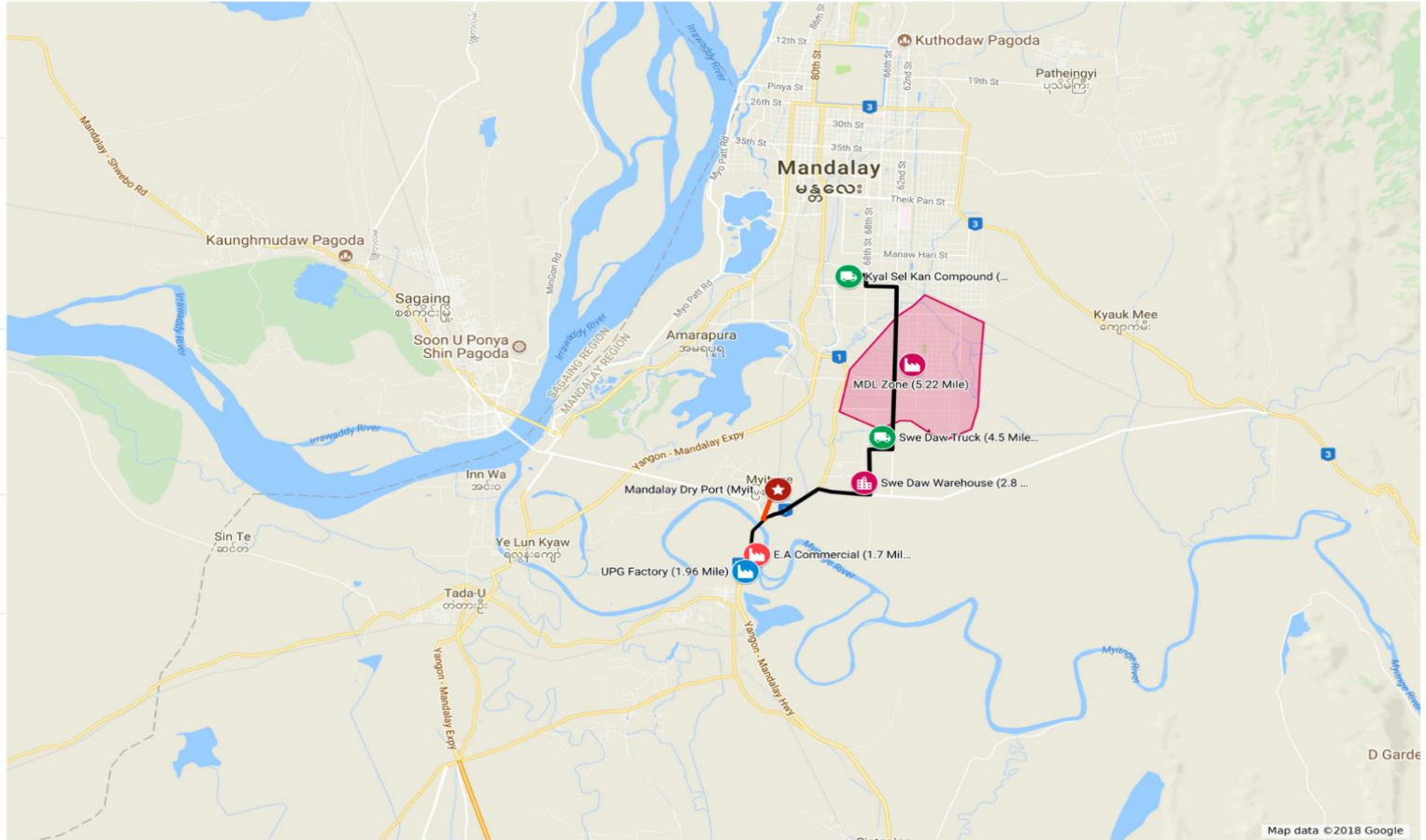
- Kyal Sel Kan Compound (7.4 Mile)
- Swe Daw Truck (4.5 Mile)
- Swe Daw Warehouse (2.8 Mile)

## Dry Port

- Mandalay Dry Port Area
- Mandalay Dry Port (Myit Nge)
- MDL Zone (5.22 Mile)
- MDL Zone (5.22 Mile)

## Roads

- Main Road
- Dry Port - Link Road
- Line 7





WHOLE PROJECT & RAIL YARD : COMPLETED

# MANDALAY DRY PORT FACILITIES



## ➤ MARSHALLING YARD AND RAIL

- CAPACITY THROUGHPUT : 150,000 TEUS PER ANNUM
- CONTAINER YARD : 30,000 SQ.M.
- REEFER : 12 PLUGS
- RAIL : 3 TRACKS

## ➤ WAREHOUSE

- GENERAL WAREHOUSE : 8,000 SQ.M.
- BONDED WAREHOUSE : 2,000 SQ.M.
- 24/7 CCTV WITH FULL WAREHOUSE FACILITIES
- STUFFING/ UNSTUFFING AND VALUE ADDED SERVICES
- KERRY WAREHOUSE MANAGEMENT SYSTEM

## ➤ CFS

- 1,000 SQ.M.

## ➤ EMPTY DEPOT

- CAPACITY : 10,000 TEUS PER ANNUM

## ➤ EQUIPMENT

- FORKLIFT 3 TONS, FORKLIFT 5 TONS, REACH STACKER 45 TONS, 22 WHEELS TRUCK WITH TRAILER

## ➤ M&R SERVICES

## ➤ 24/7 OPERATION

## ➤ IMPORT-EXPORT DUTY EXEMPTION FOR RE-EXPORT CARGO

## ➤ CARGO INSURANCE

## ➤ CUSTOMS ON SITE

## ➤ FIRE FIGHTING SYSTEM

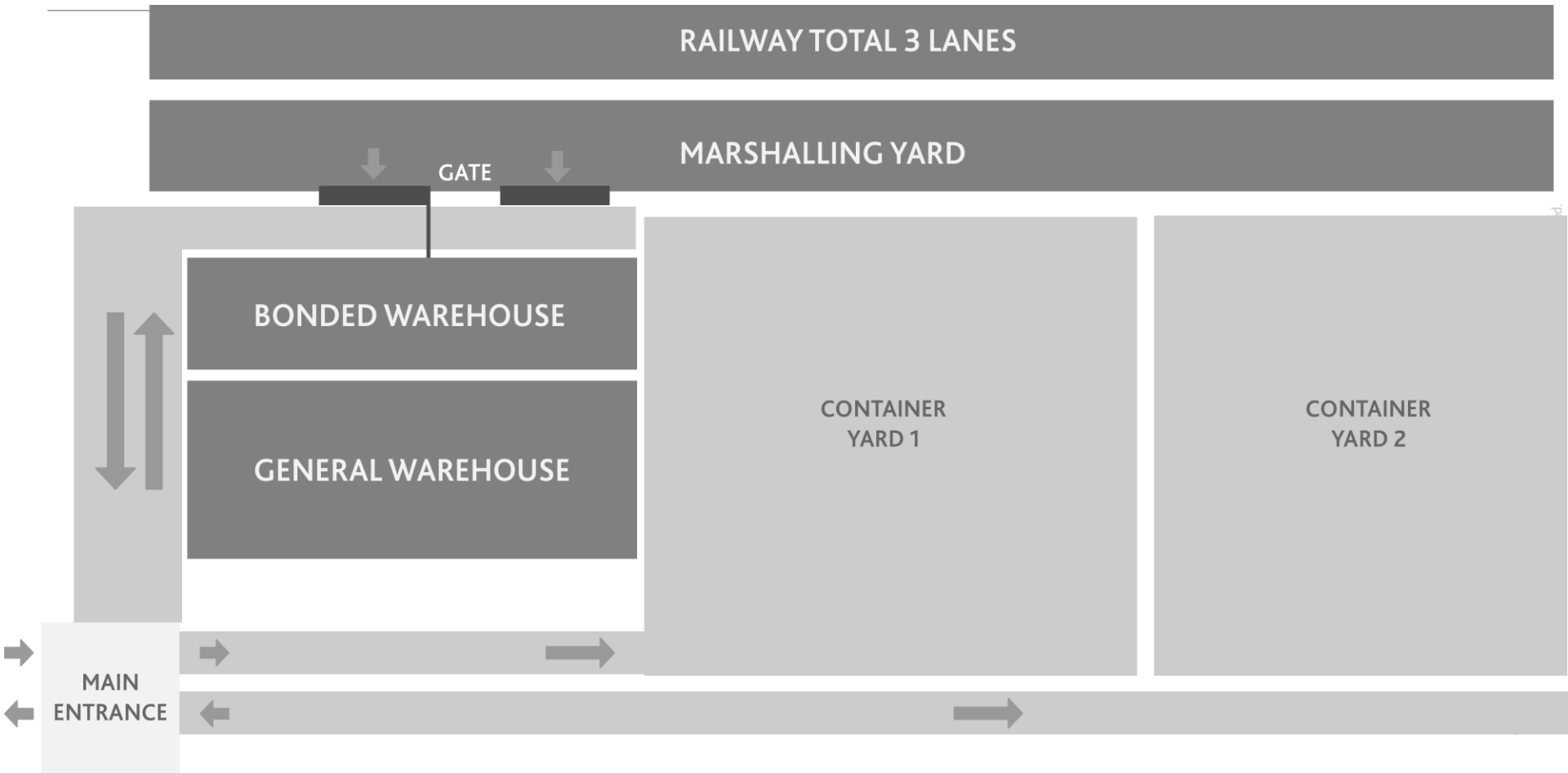
## ➤ ON-SITE WEIGHT SCALE MACHINE

## ➤ TRACK & TRACE













# MANDALAY DRY PORT LAYOUT






# YANGON DRY PORT LOCATION

## Port

-  MITT Road Link (22.6 Mile)
-  MITT Rail Link (22.6 Miles)
-  MEC @ AIPT (18.5 Mile)
-  ASW @ AWPT (18.5 Mile)
-  BSW - MPA (18.5 Mile)
-  SPW - MPA (18.5 Mile)
-  MIP (18.5 Mile)
-  HTP (18.5 Mile)



## Industrial Zone

-  HTY Zone (30.3 Mile)
-  SLB Zone (31.6 Mile)
-  MGD Zone (11.1 Mile)
-  E.Dagon Zone (2 Mile)
-  S.Dagon Zones (9.66 Mile)






## Dry Port & Station

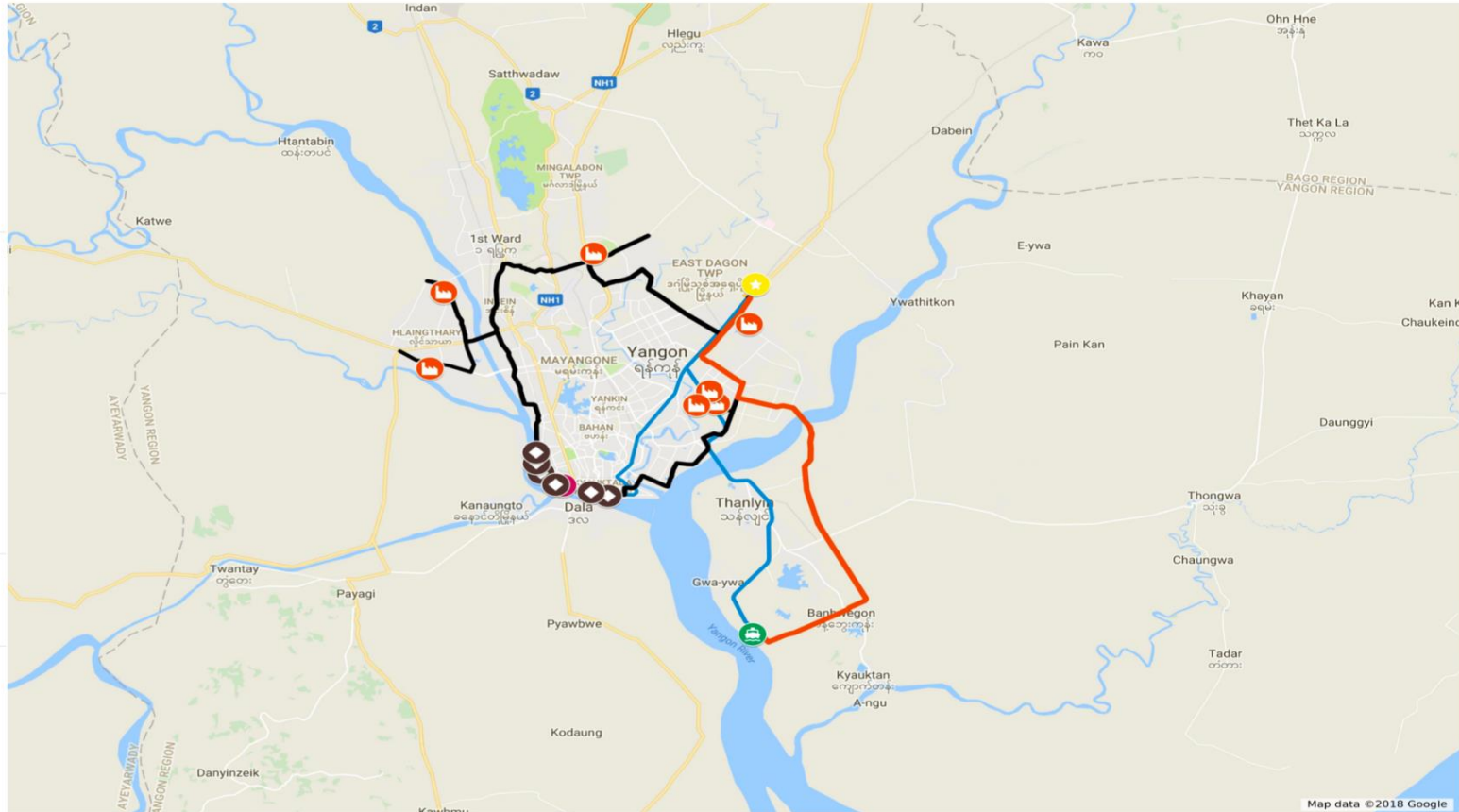
-  Ywar Thargyi Dry Port
-  Ywar Thargyi Dry Port
-  Main Entrance Road
-  Warden Station
-  Warden Station

## Rail Truck

-  Warden-Dry Port (15.6 Mile)
-  MITT-Dry Port (22.6 Mile)

## Zone to Dry Port

-  MITT-Dry Port Road (24 Mile)
-  Downtown-Dry Port (18.5 Mile)
-  MGD Zone-Dry Port (11.1 Mile)
-  SLB-Dry Port (31.6 Mile)
-  HTY-Dry Port (30.3 Mile)



# YANGON DRY PORT



WHOLE PROJECT & RAIL YARD : COMPLETED

# YANGON DRY PORT FACILITIES



## ➤ CONTAINER YARD AND RAIL

- CAPACITY THROUGHPUT : 200,000 TEUS PER ANNUM
- CONTAINER YARD : 7,500 SQ.M.
- REEFER : 48 PLUGS
- RAIL : 2 TRACKS

## ➤ WAREHOUSE

- GENERAL WAREHOUSE : 20,000 SQ.M.
- BONDED WAREHOUSE : 10,000 SQ.M.
- 24/7 CCTV WITH FULL WAREHOUSE FACILITIES
- STUFFING/ UNSTUFFING AND VALUE ADDED SERVICES
- KERRY WAREHOUSE MANAGEMENT SYSTEM

## ➤ CFS

- 3,000 SQ.M.

## ➤ EMPTY DEPOT

- CAPACITY : 50,000 TEUS PER ANNUM

## ➤ M&R SERVICES

## ➤ EQUIPMENT

- SIDE LOADER, FORKLIFT 3 TONS, FORKLIFT 5 TONS, REACH STACKER 45 TONS, 22 WHEELS TRUCK WITH TRAILER

## ➤ CUSTOMS ON SITE WITH X-RAY MACHINE

## ➤ FIRE FIGHTING SYSTEM

## ➤ ON-SITE WEIGHT SCALE MACHINE

## ➤ IT TRACK & TRACE

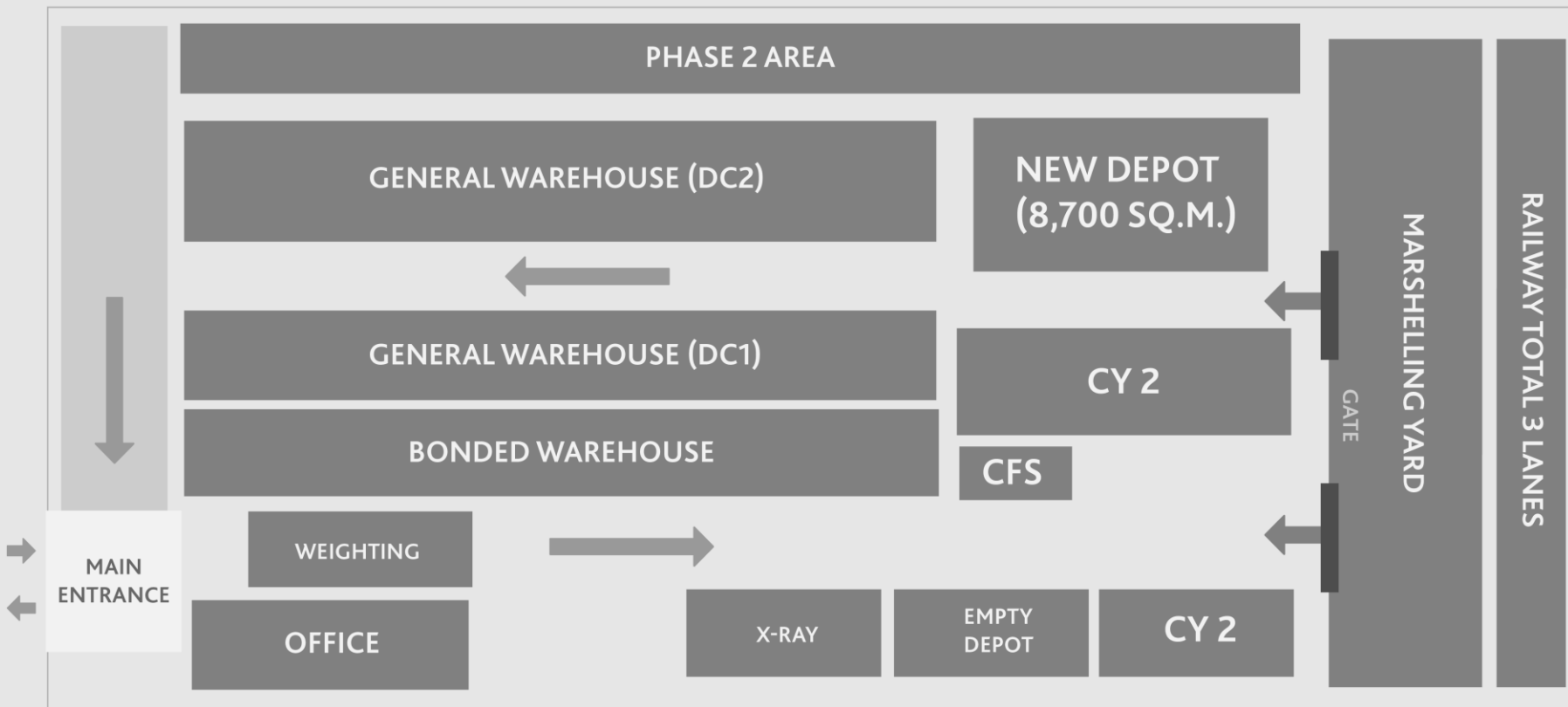
## ➤ 24/7 OPERATION

## ➤ IMPORT-EXPORT DUTY EXEMPTION FOR RE-EXPORT CARGO

## ➤ CARGO INSURANCE



# YANGON DRY PORT LAYOUT



# VALUE TO YOUR BUSINESS



## **COST SAVING**

BY USING RAIL FROM PORT TO YANGON AND MANDALAY DRY PORT



## **RELIABLE SERVICES**

EXCELLENT SUPPORT BY PROFESSIONAL TEAM AND LOCAL LANGUAGE SPEAKER STAFF



## **DOOR TO DOOR**

MULTI-MODAL ROAD AND RAIL SOLUTIONS TO GMR AND BEYOND



## **INSURANCE COVERAGE**

WORRY FREE WITH INSURANCE COVERAGE BY USING RAIL FROM PORT TO DRY PORTS



**CUSTOMS CLEARANCE** IN MANDALAY DRY PORT AND YANGON DRY PORT INSTEAD OF YANGON RIVER PORT MINIMIZES CARGO DAMAGE AND MISSING



## **YEAR OF EXPERIENCES**

20+ YEARS PROFESSIONAL CARGO HANDLING EXPERIENCE



## **BILL OF LADING**

B/L PLACE OF DELIVERY SHOWS YWAR THAR GYI DRY PORT AND MYIT NGE DRY PORT



## **BONDED WAREHOUSE**

BONDED WAREHOUSE AND DISTRIBUTION CENTERS TO DISTRIBUTE IN MYANMAR

# REFERENCE VIDEO





# GREATER MEKONG REGION (GMR)

KERRY

# THANK YOU

VALUE CREATION  
OPENNESS  
INTEGRITY  
COMMITMENT  
EXCELLENCE

